


Please read this manual carefully before installing and using the lighting. Do this for your own safety and to prevent damage of the product. This manual is applicable to the LED spike light Barcelos.


*This manual
in your own
language? Scan
the QR code.*




- 1** First, check whether all the parts are contained in the box, and test the product before installing it in its permanent place.



- 2** Mount the spike to the spot with the supplied screws.



- 3** Place the LED spike light at the desired location. We recommend handling the cable at least 50cm below ground level.



- 4** Now plug it in.
Your lighting is now ready for use. We hope you enjoy your lighting.

