


Please read this manual carefully before installing and using the lighting.  
Do this for your own safety and to prevent damage of the product.  
This manual is applicable to the LED ground light Bela.  
Since this is a 24V system, you must also have a Hamulight (Astro) transformer. Attention: This is not supplied as standard.


*This manual  
in your own  
language? Scan  
the QR code.*




- 1** First, check whether all the parts are contained in the box, and test the product before installing it in its permanent place.



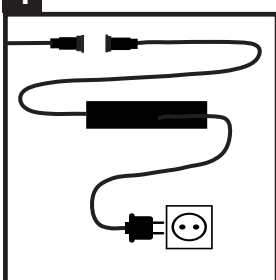
- 2** Place the tube at the desired location.



- 3** Drill the holes, size 43 mm, at the desired place. The LED ground light must be placed through the hole in the tube before it is connected to the power.



- 4** Now connect the LED ground light to the Hamulight (Astro) LED transformer through the simple screw system. Finally, insert the plug of the transformer into a socket.



Your lightening is now ready for use. We wish you the best of luck with your purchase