


Please read this manual carefully before installing and using the lighting. Do this for your own safety and to prevent damage of the product. These installation instructions are applicable to the LED wall light Evora. As this is a 24V system, a Hamulight (astro) LED transformer must also be present.

Caution: This product is not included as standard.

*This manual
in your own
language? Scan
the QR code.*

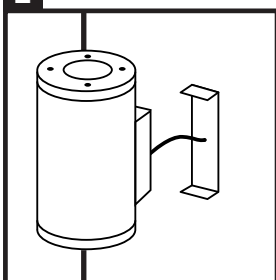


1



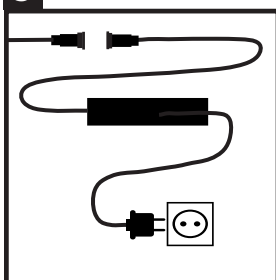
First, check whether all the parts are contained in the box, and test the product before installing it in its permanent place.

2



Place the LED wall light at the desired location.

3



Now connect the wall light with the simple screw system and the Hamulight (astro) LED transformer. Finally, connect the plug of the transformer into a socket.

Your lighting is now ready for use. We hope you enjoy your purchase.