


Please read this manual carefully before installing and using the lighting. Do this for your own safety and to prevent damage of the product. This manual is applicable to the LED wall lights. Since this concerns LED wall lights for the veranda, you must also have an LED veranda set. Attention: This is not supplied as standard.

*This manual in your  
own language?  
Scan the QR code.*

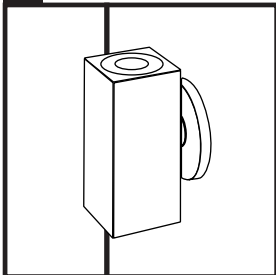


1




First, check whether all the parts are contained in the box, and test the product before installing it in its permanent place.

2



Place the LED wall light in the desired location.

3



Now connect the LED wall light to the connector of the LED veranda set. Note: you must have a free port in your connector.

Your lightening is now ready for use. We wish you the best of luck with your purchase.