


Please read this manual carefully before installing and using the lighting. Do this for your own safety and to prevent damage of the product. These installation instructions are applicable to the LED standing light Silves.

*This manual  
in your own  
language? Scan  
the QR code.*

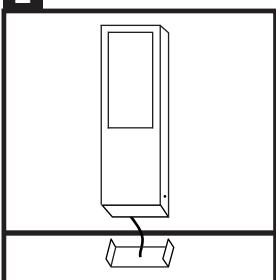


1



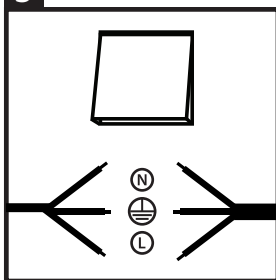
First, check whether all the parts are contained in the box, and test the product before installing it in its permanent place.

2



Place the LED standing light at the desired location.

3



Now you can connect the LED standing light to an on/off switch. N = blue wire, L = brown wire and  $\oplus$  = yellow/green wire. We recommend to switch off the branch circuit beforehand!

Your lighting is now ready for use. We hope you enjoy your purchase.