


Please read this manual carefully before installing and using the lighting.
Do this for your own safety and to prevent damage of the product.
This manual is applicable to the LED spike light Valbom.


*This manual
in your own
language? Scan
the QR code.*




- 1** First, check whether all the parts are contained in the box, and test the product before installing it in its permanent place.



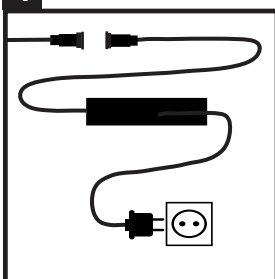
- 2** Mount the spike to the spot with the supplied screws.



- 3** Place the LED spike light at the desired location



- 4** Now connect the LED spike light to the Hamulight (Astro) LED transformer through the simple screw system. Finally, insert the plug of the transformer into a socket.



Your lightening is now ready for use. We wish you the best of luck with your purchase.